

MAKING A COMPLEX WORLD ACCESSIBLE.

Ganser Liftsysteme is the only provider to combine the best of straight and curved platform stairlifts in a single lift model. The compact, space-saving chassis enables a larger platform to be used on very narrow and complex staircases. Innovative features include the platform's payload of 300 kg, as well as the lowest unladen weight in its class.



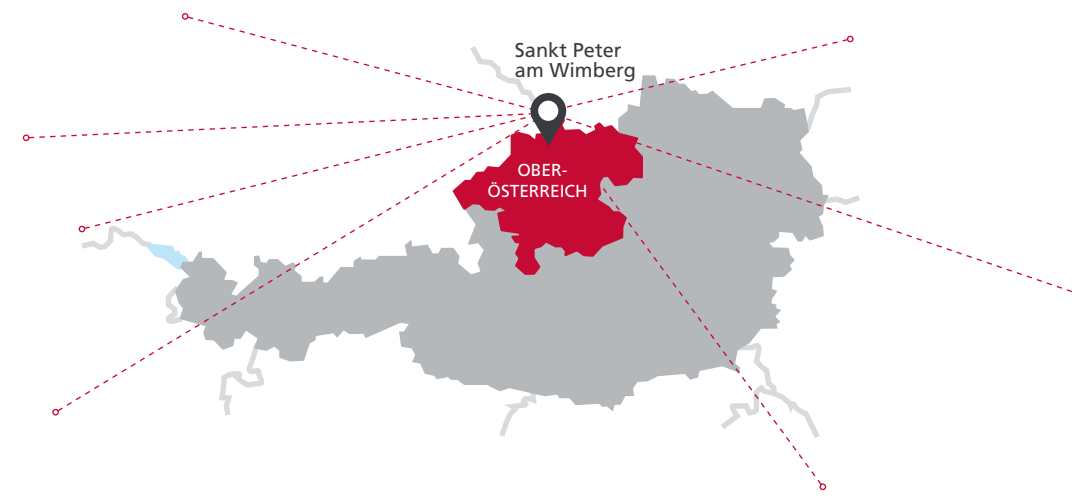
www.ganserlifte.at

Straight to the top for 50 years



Over the past fifty years, we have become known as industry pioneers thanks to our ongoing development work and reliable production of all kinds of lift systems. So we're incredibly proud that all of our platform stairlifts, vertical platform lifts and homelifts meet the European safety standards and other

mandatory guidelines and are TÜV-certified. We not only offer our customers bespoke solutions that can be tailored to suit any architectural requirement or preference, we also ensure great comfort and long-lasting reliability.



Bernhard Ganser
CEO | Head of sales



Ing. Gerhard Wolkerstorfer
COO | Managing Direktor





Ganser Liftsysteme, Markt 26, 4171 Sankt Peter am Wimberg, AUSTRIA, +43 7282 80710, office@ganserlifte.at

www.ganserlifte.at

PLATFORM STAIRLIFT GTLE



100% individually made in Austria 



Thanks to top-quality materials, innovative technology, an attractive design and an uncompromising commitment to flexibility, we guarantee the best possible comfort and reliable safety for all our products.

- 1 Informative display with voice output makes things easier to understand
- 2 Operating unit
 - Up and Down soft-touch control buttons
 - Emergency stop buttons
 - 2 emergency call buttons
- 3 Wireless wall switch (surface-mounted or flush-mounted) with key-operated switch
- 4 Chassis in RAL7016 and RAL7048 (standard colour)
- 5 Platform with non-slip surface in RAL7016
- 6 Ramps with non-slip surface in RAL7016
- 7 Roll-off guard, optionally available with 3rd ramp
- 8 Stainless steel rail; top part can be used as a handrail

HIGHLIGHTS THAT MAKE LIFE EASIER



SURFACE-MOUNTED WIRELESS WALL SWITCH

Permanently mounted and lockable, perfect for public areas or outdoor facilities.



HAND-HELD REMOTE CONTROL

Enables the lift system to be operated in its direct vicinity.



FLUSH-MOUNTED WIRELESS WALL SWITCH

The ideal wireless wall switch for incorporating into existing switch installations.




STAINLESS STEEL RAIL

Safe and sturdy: the resistant stainless steel rail guarantees durable functionality and can also be used as a handrail.



VARIABLE PLATFORM DIMENSIONS

Optimum use of space and maximised platform thanks to millimetre-precise adjustment.



OPTIONAL THIRD RAMP

Ideal for when there is little space for accessing the platform from the opposite side of the lift.

Discover unlimited autonomy



From the special colours available for the coating to the ability to adapt the lift to the building's structure, our lift systems are individually made and fitted by our in-house technicians – ensuring they look good and provide top quality in line with your exact wishes.

High-quality materials, ergonomic soft-touch control buttons, the informative display and the elegant grab rail guarantee a comfortable trip up and down and blend first-rate protection with a perfect design. Whether it's installed indoors or outdoors, the new GTLE delivers what it promises, even in harsh climatic conditions.

The compact and sturdy chassis is located 240 mm from the wall with the platform folded up and provides more space, particularly on narrow staircases.



Landings can be safely passed using curves (Fig. 2) or by changing the inclination (Fig. 1). The rail is attached directly to the wall or to supports (Fig. 1 & 2). Multiple stopping points and parking positions can be individually planned.

